



Brentwood Series

Lounge Seating



		List Prices			Sq.-Ft.	Yards	Dimensions						
Brentwood 5012-30													
	COM	1420	Grade K	1945	Edel 1	2770	54	3	OH	34	AH		
	COL	1610	Grade L	1980	Edel 2	2920			OW	25½	WBA		
	Grade A	1615	Grade M	2015	Edel 3	3160			OD	28½	DED		
	Grade B	1655	Grade N	2065	Edel 4	3220			SH	18½	DEW		
	Grade C	1695	Grade P	2105	Edel 5	3520			SD	20½	R		
	Grade D	1725	Grade Q	2145	Edel 6	3640			Weight 54				
	Grade E	1760	Leather I	2090	Edel 7	4000							
	Grade F	1800	Leather II	2535	Edel 12	6340							
	Grade G	1835	Leather III	2640									
	Grade H	1880	Leather IV	2740									
	Grade J	1915	Leather V	3150									
	<p>BARIATRIC APPROVED PRODUCT Maple, armless. (See Brentwood side conference for additional product.)</p> <p style="text-align: right;">(Content 2% post-consumer, 30% pre-consumer) GREENGUARD INDOOR AIR QUALITY CERTIFIED*</p>												


Moisture Barrier
Seat Only
Add -MB-S to style number.
Add \$60 List


Seat and Back
Add -MB-SB to style number.
Add \$120 List




Brentwood Series

Lounge Seating

	List Prices				Sq.Ft.	Yards	Dimensions				
Brentwood 5013-30											
	COM	1885	Grade K	2765	Edel 1	4135	90	5	OH	34	AH
	COL	2160	Grade L	2820	Edel 2	4385			OW	52½	WBA
	Grade A	2215	Grade M	2875	Edel 3	4785			OD	28½	DED
	Grade B	2275	Grade N	2955	Edel 4	4885			SH	18½	DEW
	Grade C	2340	Grade P	3030	Edel 5	5385			SD	20½	R
	Grade D	2395	Grade Q	3095	Edel 6	5585					
	Grade E	2450	Leather I	3005	Edel 7	6185					Weight 82
	Grade F	2520	Leather II	3745	Edel 12	10085					
	Grade G	2575	Leather III	3915							
	Grade H	2650	Leather IV	4085							
	Grade J	2705	Leather V	4765							
<p>BARIATRIC APPROVED PRODUCT Maple, armless.</p> <p style="text-align: right;">(Content 2% post-consumer, 0% pre-consumer) GREENGUARD INDOOR AIR QUALITY CERTIFIED*</p>											

Brentwood 5014-30											
	COM	2285	Grade K	3515	Edel 1	5435	126	7	OH	34	AH
	COL	2640	Grade L	3590	Edel 2	5785			OW	74½	WBA
	Grade A	2745	Grade M	3670	Edel 3	6345			OD	28½	DED
	Grade B	2830	Grade N	3785	Edel 4	6485			SH	18½	DEW
	Grade C	2925	Grade P	3885	Edel 5	7185			SD	20½	R
	Grade D	3000	Grade Q	3980	Edel 6	7465					
	Grade E	3080	Leather I	3855	Edel 7	8305					Weight 109
	Grade F	3170	Leather II	4890	Edel 12	13765					
	Grade G	3250	Leather III	5130							
	Grade H	3360	Leather IV	5365							
	Grade J	3435	Leather V	6320							
<p>BARIATRIC APPROVED PRODUCT Maple, armless.</p> <p style="text-align: right;">(Content 2% post-consumer, 0% pre-consumer) GREENGUARD INDOOR AIR QUALITY CERTIFIED*</p>											

Brentwood 5015-30											
	COM	1535	Grade K	2235	Edel 1	3335	72	4	OH	34	AH 25
	COL	1765	Grade L	2280	Edel 2	3535			OW	25½	WBA 18
	Grade A	1795	Grade M	2325	Edel 3	3855			OD	28½	DED
	Grade B	1845	Grade N	2395	Edel 4	3935			SH	18½	DEW
	Grade C	1900	Grade P	2450	Edel 5	4335			SD	20½	R
	Grade D	1945	Grade Q	2505	Edel 6	4495					
	Grade E	1990	Leather I	2430	Edel 7	4975					Weight 58
	Grade F	2040	Leather II	3025	Edel 12	8095					
	Grade G	2085	Leather III	3160							
	Grade H	2150	Leather IV	3295							
	Grade J	2195	Leather V	3840							
<p>BARIATRIC APPROVED PRODUCT Maple, with arms.</p> <p style="text-align: right;">(Content 1% post-consumer, 33% pre-consumer) GREENGUARD INDOOR AIR QUALITY CERTIFIED*</p>											



Arm Cap
Maple Wood Arm Cap
 Add -WAC to style number.
 Add \$185 List per set of two.

Alabaster White Solid Surface Arm Cap
 Add -AAC to style number.
 Add \$225 List per set of two.



Moisture Barrier
Seat Only
 Add -MB-S to style number.
 Add \$60 List for lounge chair

Seat and Back
 Add -MB-SB to style number.
 Add \$120 List for lounge chair




Brentwood Series

Lounge Seating

	List Prices				Sq.Ft.	Yards	Dimensions					
Brentwood 5015-45												
	COM	1635	Grade K	2335	Edel 1	3435	72	4	OH	34	AH	25
	COL	1865	Grade L	2380	Edel 2	3635			OW	31	WBA	23 1/2
	Grade A	1895	Grade M	2425	Edel 3	3955			OD	28 1/2	DED	
	Grade B	1945	Grade N	2495	Edel 4	4035			SH	18 1/2	DEW	
	Grade C	2000	Grade P	2550	Edel 5	4435			SD	20 1/2	R	
	Grade D	2045	Grade Q	2605	Edel 6	4595						
	Grade E	2090	Leather I	2530	Edel 7	5075						Weight 58
	Grade F	2140	Leather II	3125	Edel 12	8195						
	Grade G	2185	Leather III	3260								
	Grade H	2250	Leather IV	3395								
	Grade J	2295	Leather V	3940								
(Content 0% post-consumer, 20% pre-consumer) GREENGUARD INDOOR AIR QUALITY CERTIFIED*												
BARIATRIC APPROVED PRODUCT Maple, extended width, with arms.												


Brentwood 5016-30												
	COM	1970	Grade K	3025	Edel 1	4670	108	6	OH	34	AH	25
	COL	2285	Grade L	3090	Edel 2	4970			OW	52 1/2	WBA	45
	Grade A	2365	Grade M	3155	Edel 3	5450			OD	28 1/2	DED	
	Grade B	2435	Grade N	3255	Edel 4	5570			SH	18 1/2	DEW	
	Grade C	2515	Grade P	3345	Edel 5	6170			SD	20 1/2	R	
	Grade D	2585	Grade Q	3425	Edel 6	6410						
	Grade E	2650	Leather I	3315	Edel 7	7130						Weight 86
	Grade F	2730	Leather II	4205	Edel 12	11810						
	Grade G	2795	Leather III	4410								
	Grade H	2890	Leather IV	4610								
	Grade J	2955	Leather V	5430								
(Content 1% post-consumer, 4% pre-consumer) GREENGUARD INDOOR AIR QUALITY CERTIFIED*												
BARIATRIC APPROVED PRODUCT Maple, with arms.												

Brentwood 5017-30												
	COM	2455	Grade K	3860	Edel 1	6055	144	8	OH	34	AH	25
	COL	2850	Grade L	3950	Edel 2	6455			OW	74 1/2	WBA	67
	Grade A	2980	Grade M	4035	Edel 3	7095			OD	28 1/2	DED	
	Grade B	3075	Grade N	4170	Edel 4	7255			SH	18 1/2	DEW	
	Grade C	3185	Grade P	4285	Edel 5	8055			SD	20 1/2	R	
	Grade D	3275	Grade Q	4395	Edel 6	8375						
	Grade E	3360	Leather I	4245	Edel 7	9335						Weight 113
	Grade F	3470	Leather II	5435	Edel 12	15575						
	Grade G	3555	Leather III	5705								
	Grade H	3680	Leather IV	5975								
	Grade J	3770	Leather V	7065								
(Content 2% post-consumer, 0% pre-consumer) GREENGUARD INDOOR AIR QUALITY CERTIFIED*												
BARIATRIC APPROVED PRODUCT Maple, with arms.												



Arm Cap
Maple Wood Arm Cap
 Add -WAC to style number.
 Add \$185 List per set of two.

Alabaster White Solid Surface Arm Cap
 Add -AAC to style number.
 Add \$225 List per set of two.



Moisture Barrier
Seat Only
 Add -MB-S to style number.
 Add \$60 List for lounge chair
 Add \$90 List for loveseat
 Add \$120 List for sofa

Seat and Back
 Add -MB-SB to style number.
 Add \$120 List for lounge chair
 Add \$180 List for loveseat
 Add \$240 List for sofa