



C Collection

Functional Tables



C Collection Functional Table Specifications

Veneer Tops Standard veneer is flat cut premium grade maple available in all HBF standard finishes on maple in addition to custom finishes. 20° sheen standard.

Solid Surface Tops Solid surface tops are standard in HBF Alabaster White. Other solid surface colors may be specified; contact HBF Client Relations for pricing and lead time information.

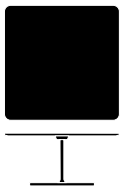
Solid Surface Care Kits are available. One will ship with each order, additional kits are available for \$42 List per kit.

Metal Base Bases are metal with a powder coat finish, available in Bisque and Mirror Silver.

Note See C Collection lounge and side conference seating for additional C Collection product.

Style Number	List Price			Dimensions				Weight	
	Maple	Solid Surface	Glass	OW	OD	OH	DIA	M	A
C Collection CU4016T	2005	2210		36	36	16 1/2		114	129

◆: indicate M for Maple, A for Solid Surface



Square, corner connector table

Veneer: (Content 20% post-consumer, 18% pre-consumer)
Solids: (Content 18% post-consumer, 0% pre-consumer)

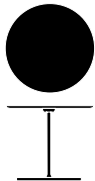


C Collection

Functional Tables

Style Number	List Price		Glass	Dimensions				Weight	
	Maple	Solid Surface		OW	OD	OH	DIA	M	A
C Collection CU♦4020T	1905	2160				23½	22	50	54

♦: indicate M for Maple, A for Solid Surface

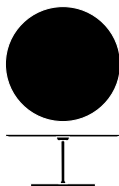


Round, corner connector table

Veneer: (Content 22% post-consumer, 10% pre-consumer)
Solids: (Content 21% post-consumer, 0% pre-consumer)

C Collection CU♦4021T	2005	2210				16½	36	110	121
------------------------------	------	------	--	--	--	-----	----	-----	-----

♦: indicate M for Maple, A for Solid Surface



Round, corner connector table

Veneer: (Content 21% post-consumer, 15% pre-consumer)
Solids: (Content 19% post-consumer, 0% pre-consumer)

C Collection CU♦4028T	1955	2160		36	36	16½		114	121
------------------------------	------	------	--	----	----	-----	--	-----	-----

♦: indicate M for Maple, A for Solid Surface

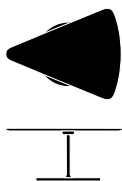


Corner connector table, 90° wedge-shape top

Veneer: (Content 20% post-consumer, 18% pre-consumer)
Solids: (Content 19% post-consumer, 0% pre-consumer)

C Collection CU♦4029T	1750	1955		36	36	16½		109	121
------------------------------	------	------	--	----	----	-----	--	-----	-----

♦: indicate M for Maple, A for Solid Surface



Corner connector table, 135° wedge-shape top

Veneer: (Content 21% post-consumer, 15% pre-consumer)
Solids: (Content 19% post-consumer, 0% pre-consumer)



C Collection

Functional Tables

Style Number	List Price		Glass	Dimensions				Weight	
	Maple	Solid Surface		OW	OD	OH	DIA	M	A
C Collection CU4030T	1390	1645		21	13	23½		50	55

◆: indicate M for Maple, A for Solid Surface

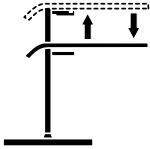


Freestanding laptop table, 315° swivel top, optional power access. Worksurface area 18" x 13"

Veneer: (Content 24% post-consumer, 0% pre-consumer)
Solids: (Content 21% post-consumer, 0% pre-consumer)

C Collection CU4032T	2055	2315		21	13	17½ - 24¾		50	55
-----------------------------	------	------	--	----	----	-----------	--	----	----

◆: indicate M for Maple, A for Solid Surface



Freestanding, height adjustable laptop table, 315° swivel top. Worksurface area 18" x 13"

Veneer: (Content 24% post-consumer, 0% pre-consumer)
Solids: (Content 21% post-consumer, 0% pre-consumer)